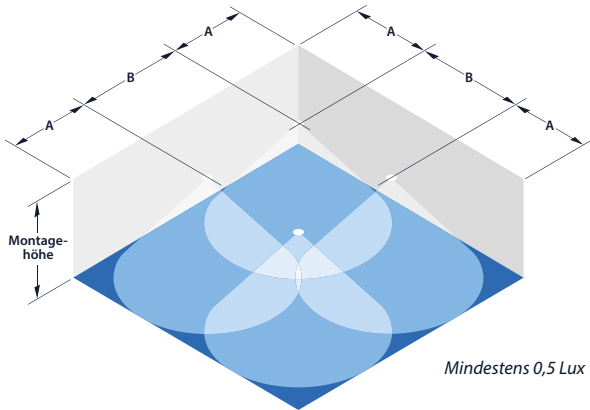


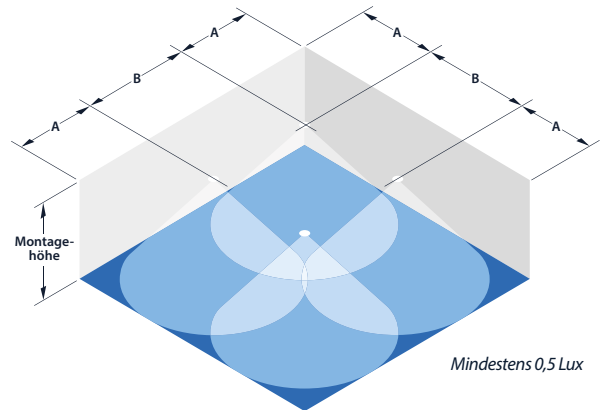
# Firefly Plus / Firefly Plus Surface Leistungsleitfaden

## Typische Abstandsangaben

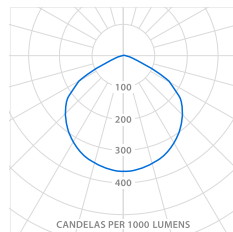
### Standardoptik Offene Bereiche



### Flächenoptik Offene Bereiche

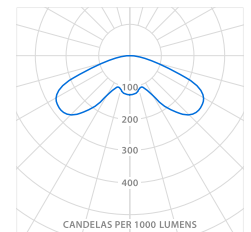


MOUNTING HEIGHT (m)	4 W - 555 lm	
	A (m)	B (m)
2,0	3,7	8,6
3,0	5,0	11,2
4,0	5,8	13,6
5,0	6,6	15,8
6,0	7,1	17,7



Wartungsfaktor 0,90

MOUNTING HEIGHT (m)	4 W - 565 lm	
	A (m)	B (m)
2,0	5,1	11,5
3,0	6,1	15,5
4,0	7,1	17,8
5,0	7,5	20,0
6,0	7,7	22,3



Wartungsfaktor 0,90